


Washington Report

A Look Back and a Look Ahead

APS 2007 March Meeting, Denver, CO

Michael S. Lubell, APS Director of Public Affairs



APS Washington Office Staff

- Kimberly Duncan* (Policy Fellow)
- Michael Lubell* (Director)
- Brian Mosley (LC)
- Steve Pierson* (Head Govt Relations)
- Jeannette Russo (Office Manager)
- Francis Slakey* (Assoc Director)
- To Be Named (Press Secretary)

*Lobbyists

APS Washington Office: What We Do

- Lobbying (PPC)
 - ✓ Direct
 - ✓ Grass Roots
 - ✓ Coalitions: ESC, CNSF, Task Force, etc.
- Policy Reports (POPA)
- APS News
 - ✓ “Inside the Beltway”
 - ✓ “Washington Dispatch”
- APS Capitol Hill Quarterly aka CHQ
- Web Site: Public Affairs Pages
- **Media Relations on Policy: Coming Soon**
 - ✓ Op-Eds
 - ✓ News Advisories and Releases
 - ✓ Writing Workshops at APS Meetings

APS Washington Office

Current Issues


- Energy/Environment
- Education/Workforce
- Research Funding
- Defense/Non-Proliferation
- Intelligent Design

APS Washington Office

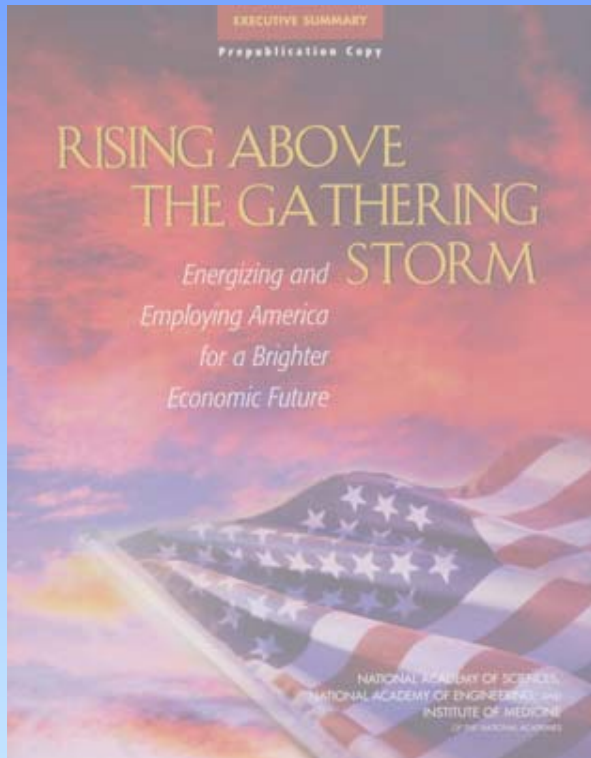
Current Issues

- Energy/Environment
- Education/Workforce
- ***Research Funding***
- Defense/Non-Proliferation
- Intelligent Design

Task Force for the Future of American Innovation



National Academies Report Democratic & Republican Proposals




FY 2007 Appropriations

October 1, 2006

Account	FY05 (\$B)	FY06 (\$B)	FY07 (\$B)	FY07 Request		Congress			
				(\$B)	% Change	House (\$B)	Senate (\$B)	Conf (\$B)	% Change
DOE Science	3.57	3.47		4.10	+18	4.10	<u>4.17</u>		
DOE Renewables	1.21	1.16		1.17	+0.8	1.17	<u>1.17</u>		
NSF	5.48	5.58		6.02	+7.8	6.02	<u>5.99</u>		
NIST STRS	0.37	0.38		0.47	+18	0.47	<u>0.47</u>		
NIST ATP	0.11	0.06		0.00	-100	0.00	<u>0.00</u>		
DOD 6.1	1.49	1.47	1.54	1.42	-3	1.56	1.48	1.54	4.5
DOD 6.2	4.79	5.17	5.21	4.48	-13	5.25	4.81	5.21	0.7
NASA Science	5.50	5.25		5.33	+1	5.41	<u>5.4</u>		

Adjusted for earmarks

Action by Appropriations Committee only



FY 2007 Appropriations

December 15, 2006 Plan

Account	FY05 (\$B)	FY06 (\$B)	FY07 (\$B)	FY07 Request		Congress			
				(\$B)	% Change	House (\$B)	Senate (\$B)	FY07 CR (\$B)	% Change
DOE Science	3.57	3.47		4.10	+18	4.10	<u>4.17</u>	3.47	0.0
DOE Renewables	1.21	1.16		1.17	+0.8	1.17	<u>1.17</u>	1.16	0.0
NSF	5.48	5.58		6.02	+7.8	6.02	<u>5.99</u>	5.58	0.0
NIST STRS	0.37	0.38		0.47	+18	0.47	<u>0.47</u>	0.38	0.0
NIST ATP	0.11	0.06		0.00	-100	0.00	<u>0.00</u>	0.06	0.0
DOD 6.1	1.49	1.47	1.54	1.42	-3	1.56	1.48		4.5
DOD 6.2	4.79	5.17	5.21	4.48	-13	5.25	4.81		0.7
NASA Science	5.50	5.25		5.33	+1	5.41	<u>5.4</u>	5.25	0.0

Adjusted for earmarks

Action by Appropriations Committee only



We Were Prepared! October 2006 APS Forecast

- Election outcomes
 - **Scenario 1. Neither chamber changes hands**
 - **Scenario 2 Both chambers change hands**
 - **Scenario 3 Dems take over House only**
 - **Scenario 4 Dems take over Senate only**
- Possible appropriations scenarios
 - **Omnibus appropriations**
 - **Minibus appropriations**
 - **CR until February 2007 or longer**
 - **Year-long CR**

The FY 2007 Mess and How It Got Cleaned Up

The Inside Story

- ❖ **Dec 06 Obey and Byrd plan year-long CR with no exceptions**
 - **Intelligence and Advocacy**
 - **Holt**
 - **DeLauro**
 - **Which agencies? DOE, NIST, NSF**
 - **Media: Bill Broad (NYT), NPR “Science Friday”**
 - **APS Alert**

The FY 2007 Mess and How It Got Cleaned Up

The Inside Story

- ❖ **Dec 06 Obey and Byrd plan year-long CR with no exceptions**
 - **The Schumer Strategy**
 - **BNL Management**
 - **Jim Simons**
 - **The Pelosi Strategy**
 - **Eshoo**
 - **AeA, SIA, TI, Task Force on Future of American Innovation**
 - **California Research Universities, Northrup Grumman**
 - **Lofgren**
 - **Miller**
 - **DeLauro**
 - **Emanuel**

The FY 2007 Mess and How It Got Cleaned Up

The Inside Story

- ❖ **Dec 06** Obey and Byrd plan year-long CR with no exceptions
- ❖ **Jan 07** Obey and Byrd agree to limited adjustments
 - **Targeting the appropriations subcommittees**
 - **Senate CJS (Mikulski and Shelby)**
 - AAU, NASULGC
 - 200 APS letters to Mikulski
 - Lieberman “Dear Colleague” (23 total but only 3 R)
 - **Senate Energy & Water (Dorgan & Domenici)**
 - Alexander-Bingaman “Dear Colleague” (45 total: 27 D 18 R)
 - Domenici
 - Schumer

The FY 2007 Mess and How It Got Cleaned Up

The Inside Story

- ❖ **Dec 06** Obey and Byrd plan year-long CR with no exceptions
- ❖ **Jan 07** Obey and Byrd agree to limited adjustments
 - **Targeting the appropriations subcommittees**
 - **House CJS (Mollohan and Frelinghuysen)**
 - **MSL**
 - **AAU and NASULGC**
 - **Princeton**
 - **Holt, Ehlers, Gordon**
 - **House Energy & Water (Visclosky and Hobson)**
 - **Holt, Tauscher, Biggert**
 - **Indiana University Presidents**
 - **DeLauro**


FY 2007 Appropriations

February 15, 2007 Enacted

Account	FY05 (\$B)	FY06 (\$B)	FY07 (\$B)	FY07 Request		Congress			
				(\$B)	% Change	House (\$B)	Senate (\$B)	FY07 CR (\$B)	% Change
DOE Science	3.57	3.47		4.10	+18	4.10	<u>4.17</u>	3.80	9.4
DOE Renewables	1.21	1.16		1.17	+0.8	1.17	<u>1.17</u>	1.46	25.9
NSF	5.48	5.58		6.02	+7.8	6.02	<u>5.99</u>	5.91	5.9
NIST STRS	0.37	0.38		0.47	+18	0.47	<u>0.47</u>	0.43	13.1
NIST ATP	0.11	0.06		0.00		0.00	<u>0.00</u>	0.06	
DOD 6.1	1.49	1.47	1.54	1.42	-3	1.56	1.48		4.5
DOD 6.2	4.79	5.17	5.21	4.48	-13	5.25	4.81		0.7
NASA Science	5.50	5.25		5.33	+1	5.41	<u>5.4</u>	5.25	0.0

Adjusted for earmarks

Action by Appropriations Committee only




Status of FY 2008 Appropriations

Account	FY05 (\$B)	FY06 (\$B)	FY07 (\$B)	FY08 Request		Congress			
				(\$B)	% Change				
DOE Science	3.57	3.47	3.80	4.40	+15.8				
DOE Renewables		1.16	1.46	1.23	-15.6				
NSF	5.48	5.58	5.91	6.43	+8.8				
NIST STRS	0.38	0.40	0.43	0.50	+17.2				
NIST ATP		0.06	0.06	0.00	-100				
DOD 6.1	1.49	1.47	1.54	1.42	-7.8				
DOD 6.2	4.79	5.17	5.21	4.36	-16.3				
NASA Science	5.50	5.25	5.25	5.52	NA				

Adjusted for earmarks

NASA Science accounting changed in FY 08



***That's all
folks!***

